



1775 E US 20,
LaGrange, IN 46761

BY RIVERSIDE RV

www.riversidervs.net

Your lite-weight travel trailer headquarters.



180R



- SPECIFICATIONS -

Model	509	157	166	177FK	177SE	179	180	189	190	195	199FKS	265RB	285FK	290
Overall Length	13'8"	15'6"	16'4"	18'9"	18'9"	20'3"	20'8"	23'8"	TBA	24'11"	25'10"	27'10"	31'	32'3"
Average Shipping Weight	1,180	2,520	2,500	3,100	3,060	3,240	3,575	3,750	TBA	3,925	4,395	4,795	5,675	6,100
Hitch Weight	200	200	260	480	420	TBA	340	360	TBA	580	840	500	920	660
Carrying Capacity	500	1,000	1,190	1,380	820	TBA	3,760	3,610	TBA	3,795	3,420	2,680	2,245	1,800
Exterior Width	5'	7'6"	6'10"	8'	8'	8'	8'	8'	8'	8'	8'	8'	8'	8'
Exterior Height of Unit	7'	9'6"	8'10"	9'2"	9'2"	9'2"	10'1"	9'10"	10'4"	9'8"	9'10"	10'4"	10'8"	10'8"
Ceiling Height of Unit	4'5"	6'4"	6'	6'5"	6'5"	6'5"	6'8"	6'8"	6'6"	6'5"	6'5"	6'6"	6'6"	6'6"
Number of Axles	1	1	1	1	1	1	2	2	1	2	2	2	2	2
Axle Weight Rating	1,500#	3,500#	3,500#	4,000#	4,000#	4,000#	3,500#	3500#	4,000#	3,500#	3500#	3500#	3500#	3500#
Tire Size	13"	14"	14"	15"	15"	15"	14"	14"	15"	14"	14"	14"	14"	14"
Awning Size	N/A	6'	6'	14'	9'	11'	10'	12'	TBA	12'	12'	12'	16'	14'
Furnace BTU	N/A	16,000BTU	16,000BTU	20,000BTU	20,000BTU	20,000BTU	20,000BTU	20,000BTU	20,000BTU	20,000BTU	20,000BTU	30,000BTU	30,000BTU*	30,000BTU*
A/C BTU	10,000BTU	10,000BTU	10,000BTU	10,000BTU	10,000BTU	10,000BTU	13,500BTU	13,500BTU	13,500BTU	13,500BTU	13,500BTU	15,000BTU*	15,000BTU*	15,000BTU*
Fresh Water (gal.)	17	11	11	39	39	39	39	39	39	39	39	39	39	39
Grey Water (gal.)	N/A	17	18	32	32	32	32	32	32	32	49	32	64	64
Black Water (gal.)	N/A	12	5	17	12	17	17	17	17	17	17	17	17	17

Riverside reserves the right to make changes and corrections as needed.

*Ducted

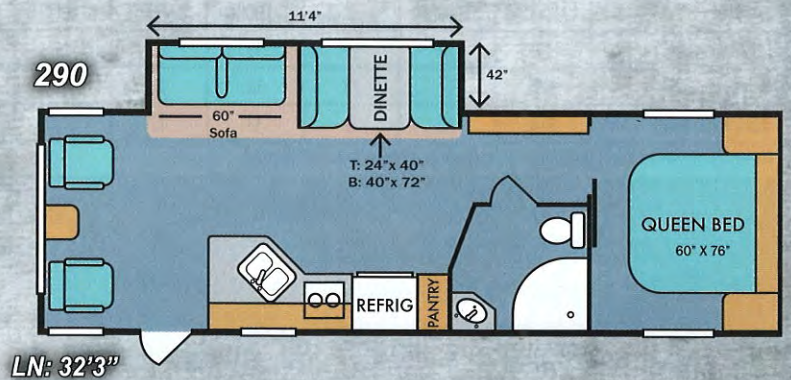
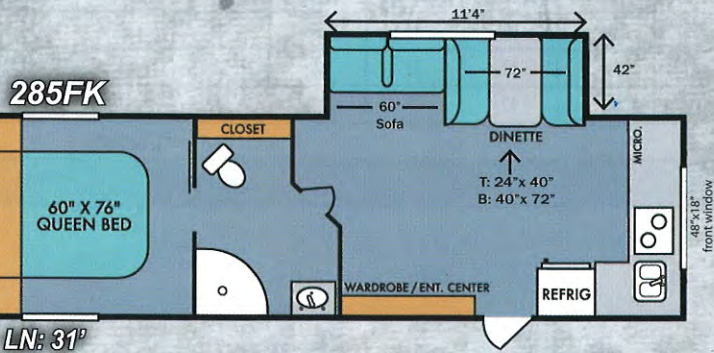
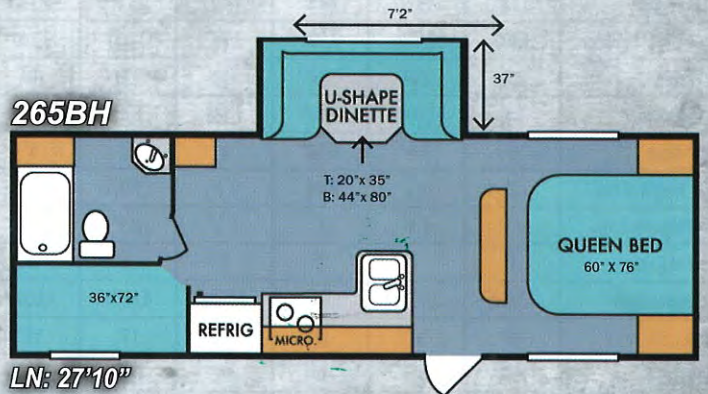
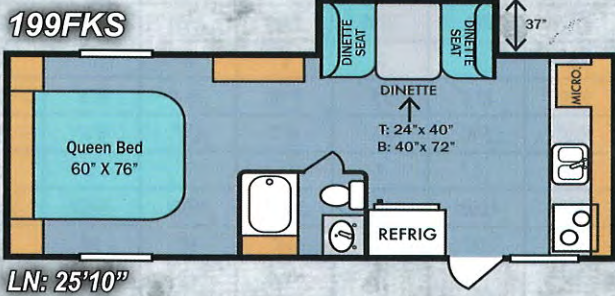
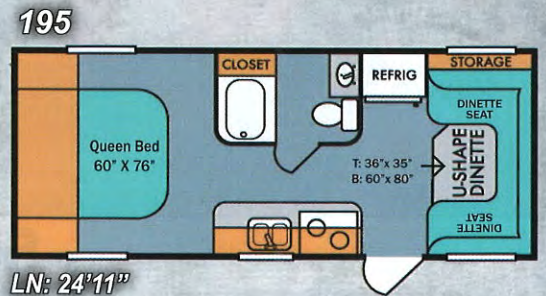
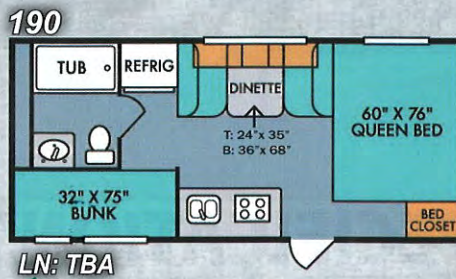
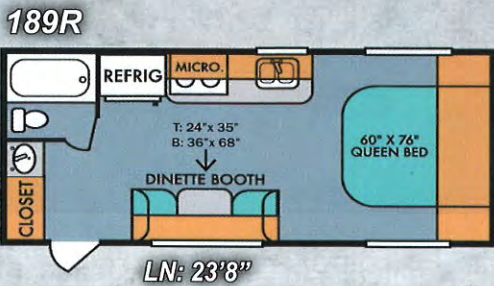
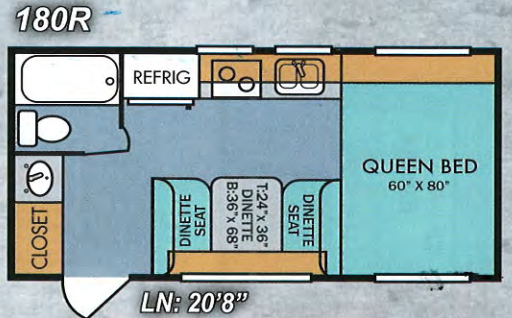
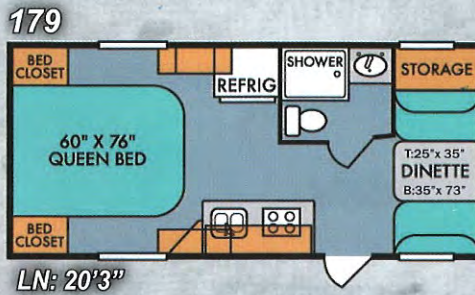
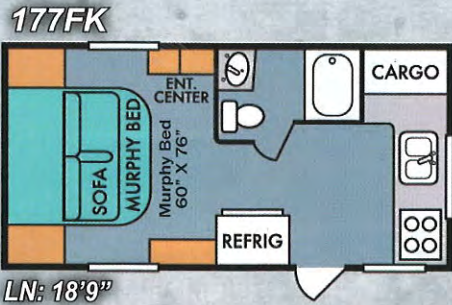
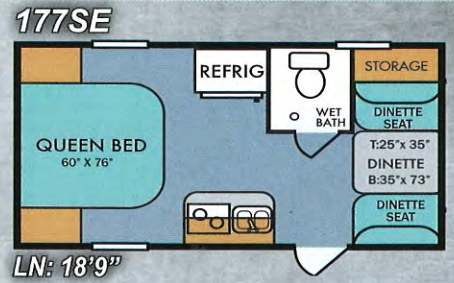
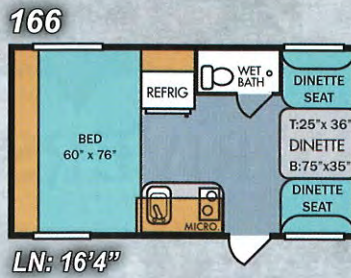
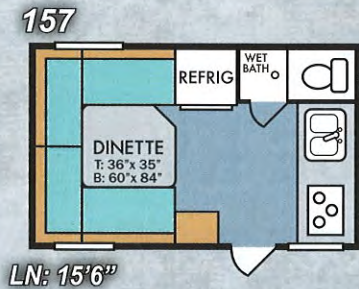
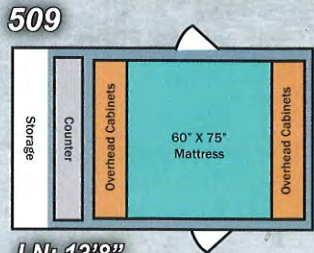
**Thank you for your interest
in Riverside RV.**

We offer a complete line of lite-weight,
lite-priced travel trailers. You are invited to
visit our website for additional information.

Dealer:

Kerola Campers Inc.
3610 N. Hermitage Rd.
Transfer, PA 16154
724-962-4561 www.kerola.com

FLOORPLANS



T= Table B= Bed